


Large Part Feeding /Orientation



Dyna-Slide Model F4466 w/ Pan Feeder Hopper
Feeds 20" bars from random bulk supply



FEATURES :

- Large Parts Feed within Minimum Footprint
- Quiet Operation
- Feeds wide range of part sizes
- Standard or custom quick changeover tooling
- Integrates with intelligent bulk part supplies to minimize handling
- Integrates with automation for part orientation and machine tending
- Integrates with in line inspection systems.

BENEFITS:

- Robust, long lasting, simple design
- Accommodates large families of parts
- Resistant to wear and prolonged tooling life
- Simple changeovers which minimizes downtime
- Provides for minimum handling loss and greater yield


Dyna-Slide

Part Feed from bulk supply


Large Part Feeder Features :



- Modular Platform- Sized to meet part requirements
- Feed rates 0 to 320 IPM (0 to 6096 MMP)
- Handles .375" to 4" Dia. or Width x .375" to 20" Length Parts
- (9.525mm to 63.5mm Dia. or Width x 9.525mm to 457.2mm L Parts)
- Easily integrated with hoppers, discharge conveyors, bulk dumpers
- Quiet < 65 dba
- Gentle handling, zero drop, non marking surfaces
- Integrated portable machine based as standard
- Run whole families of parts with minimum set-up time
- Simple, QUICK changeovers
- Endures wet, harsh environments
- Simple cleaning and replacement
- Available tooling for square and near square parts
- Automation devices available




Single Feeder Runs Multiple Parts w/ Modular Quick Change Tools



Length Adjustable
Right Angle Escapement

Machine Loading Features



Defined End Leading
Servo Controlled Insertion

Dyna-Slide